

Scaled data based on original data using
LM-79-08 Approved Method: Electrical and Photometric Measurements of Solid-
State Lighting Products

Test Report Prepared for
Cooper Lighting Solutions
(formerly Eaton)

Brand: McGRAW-EDISON

Report Number: P200426

Luminaire Tested: **GPC-AF-02-LED-E1-RW-7060-1200**

Issue Date: 3/3/2020

Test Information

Test Method: LM-79-08
Report Number: P200426
TEST IS SCALED FROM IESNA LM-79-08 TEST DATA (P24166)
Test Lab: INNOVATION CENTER P2
Issue Date: 3/3/2020
Manufacturer: COOPER LIGHTING SOLUTIONS (FORMERLY EATON)
Product Line: MCGRAW-EDISON
Catalog Number: GPC-AF-02-LED-E1-RW-7060-1200
Description: GALLEON PEDESTRIAN LUMINAIRE
(2) 70 CRI, 5700K, 1200mA LIGHTSQUARES WITH 16 LEDS EACH AND RECTANGULAR WIDE OPTICS
Light Source: -
Ballast/Driver: ELECTRONIC DRIVER

Summary

Lumens per Lamp: N/A
Luminaire Lumens: 13930 lumens
Efficiency: N/A
Efficacy: 108.0 lumens/watt
Luminous Opening: Rectangular (W 1' x L: 0.5' x H: 0')
IES Classification: Type II - Medium - Full Cutoff
BUG Rating: B3 - U0 - G3

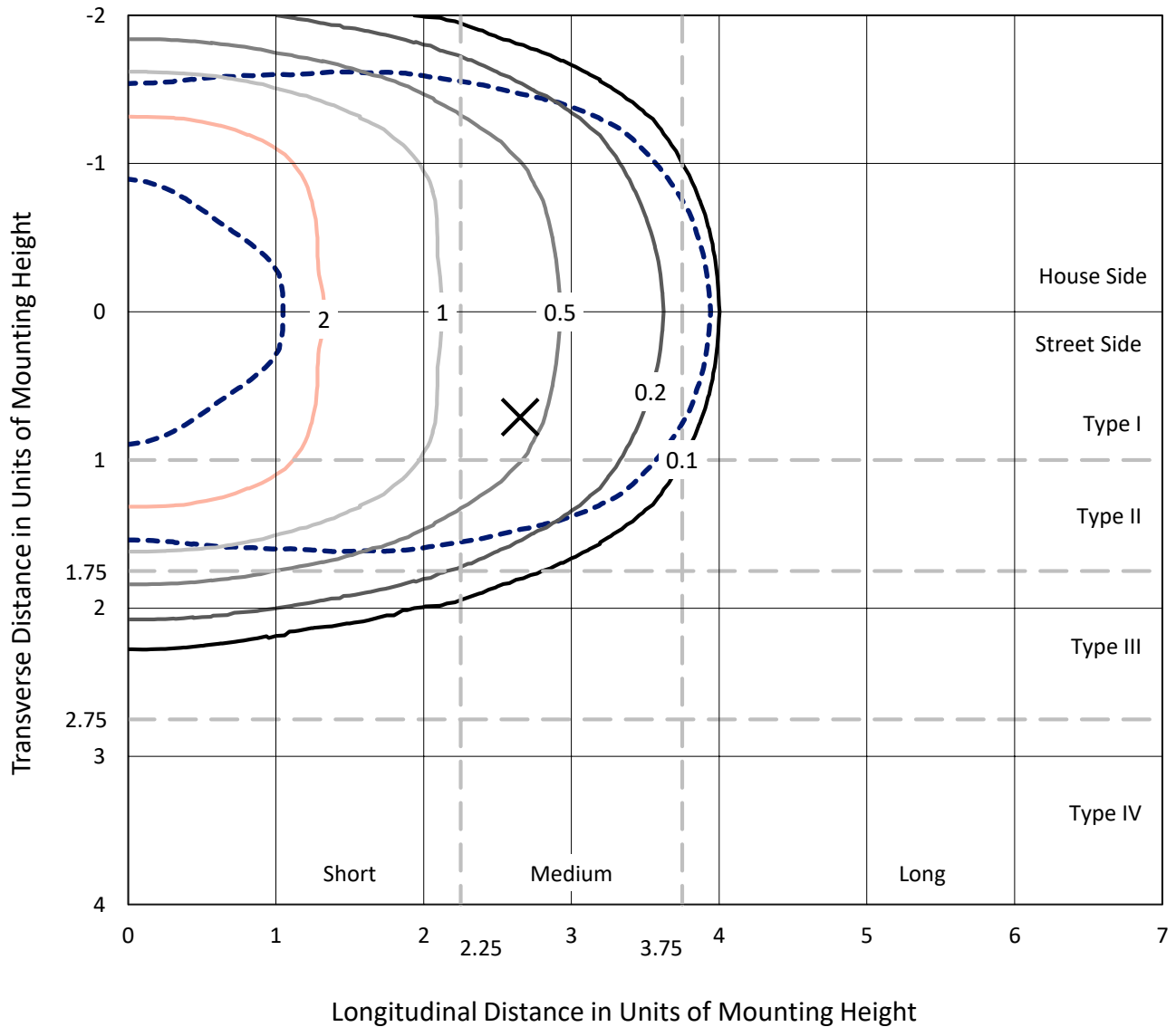
Input Watts (W): 129
Input Voltage (V): NR
Input Current (Ain): NR
Voltage Rise (V): NR
Power Factor: NR
Total Harmonic Distortion (THDi): NR
Frequency (hertz): 60
Stabilization Time: NR
Operation Time: NR
Ambient Temperature (°C): NR
Test Distance: 25 FT



REPORT NUMBER: P200426
 CATALOG NUMBER: GPC-AF-02-LED-E1-RW-7060-1200

Iso-Footcandle Lines of Horizontal Illumination

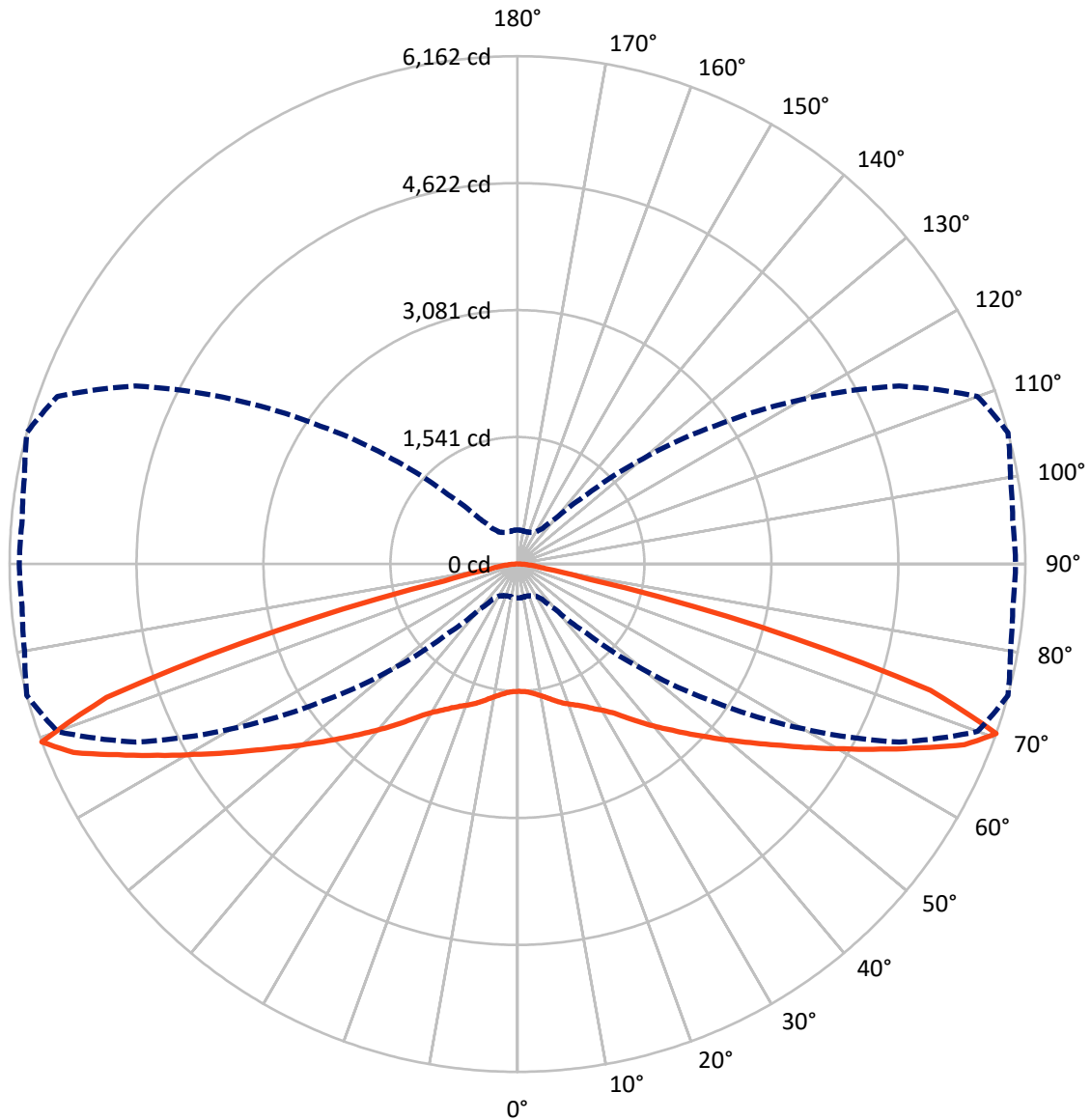
× Max cd
 - - - 1/2 Max cd



Based on 20 foot mounting height. Maximum calculated value = 3.9 fc
 Type II - Medium - Full Cutoff

REPORT NUMBER: P200426
CATALOG NUMBER: GPC-AF-02-LED-E1-RW-7060-1200

Luminous Intensity Polar Plot



— Vertical Plane Through 75-Deg Lateral - - - Horizontal Cone Through 70-Deg Vertical

REPORT NUMBER: P200426

CATALOG NUMBER: GPC-AF-02-LED-E1-RW-7060-1200

FLUX DISTRIBUTION:

		Downward	Upward	Total
House Side	Lumens	6965.0	0.0	6965.0
	% Fixture	50.0	0.0	50.0
Street Side	Lumens	6965.0	0.0	6965.0
	% Fixture	50.0	0.0	50.0
Total	Lumens	13930.0	0.0	13930.0
	% Fixture	100.0	0.0	100.0

Coefficient of Utilization

ZONAL LUMENS:

Zone	Lumens	% Fixture
0°-10°	148.2	1.1
10°-20°	460.5	3.3
20°-30°	866.7	6.2
30°-40°	1534.7	11.0
40°-50°	2566.5	18.4
50°-60°	3576.4	25.7
60°-70°	3316.5	23.8
70°-80°	1321.7	9.5
80°-90°	138.9	1.0
90°-100°	0.0	0.0
100°-110°	0.0	0.0
110°-120°	0.0	0.0
120°-130°	0.0	0.0
130°-140°	0.0	0.0
140°-150°	0.0	0.0
150°-160°	0.0	0.0
160°-170°	0.0	0.0
170°-180°	0.0	0.0
0°-90°	13930.0	100.0
0°-180°	13930.0	100.0



REPORT NUMBER: P200426

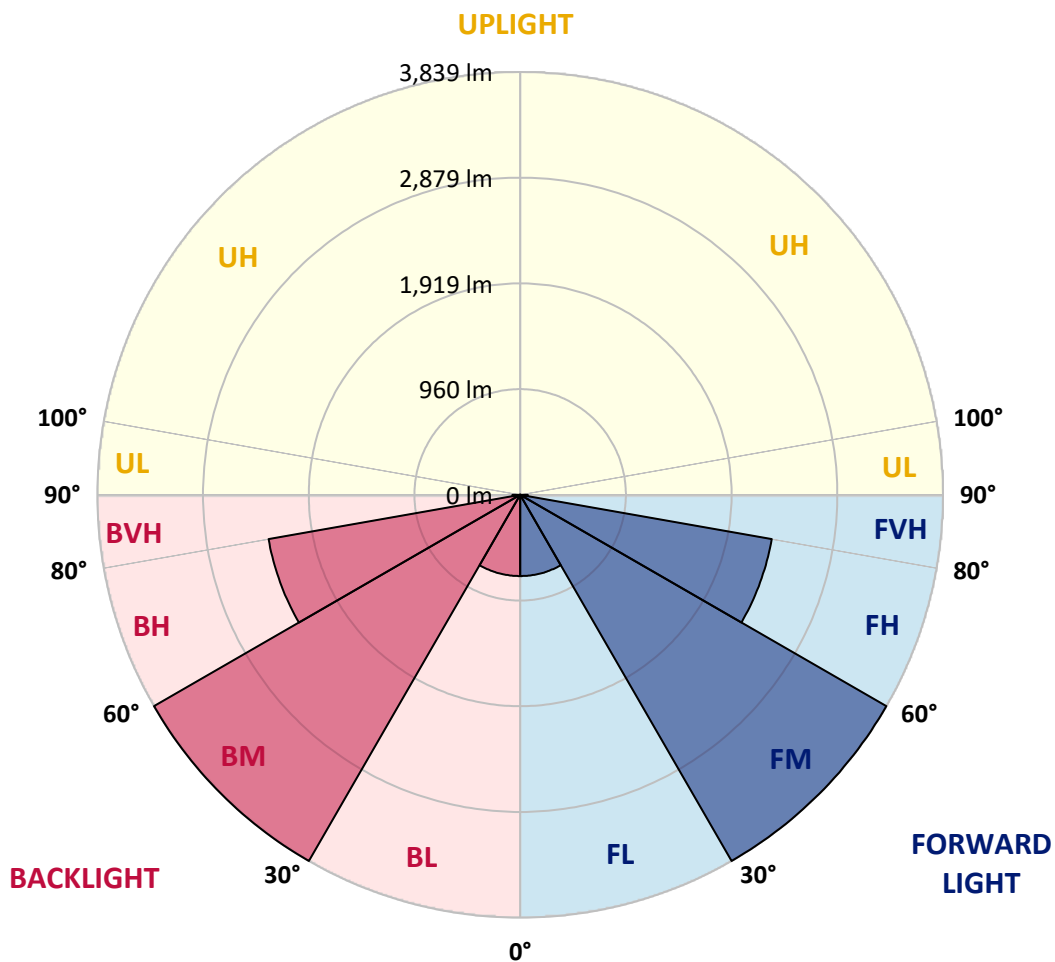
CATALOG NUMBER: GPC-AF-02-LED-E1-RW-7060-1200

LUMINAIRE CLASSIFICATION SYSTEM LUMEN TABLE AND BUG RATING:

Zone		Lumens	% Fixture	Zone Rating/Lumen Limit		
				B	U	G
FL	(0°-30°)	737.7	5.3			
FM	(30°-60°)	3838.8	27.6			
FH	(60°-80°)	2319.1	16.6			G2/5000
FVH	(80°-90°)	69.5	0.5			G1/100
BL	(0°-30°)	737.7	5.3	B2/1000		
BM	(30°-60°)	3838.8	27.6	B3/5000		
BH	(60°-80°)	2319.1	16.6	B3/2500		G3/2500
BVH	(80°-90°)	69.5	0.5			G1/100
UL	(90°-100°)	0.0	0.0		U0/0	
UH	(100°-180°)	0.0	0.0		U0/0	

BUG Rating: B3-U0-G3

Type II Medium





REPORT NUMBER: P200426

CATALOG NUMBER: GPC-AF-02-LED-E1-RW-7060-1200

CANDELA DISTRIBUTION (FULL):

	0°	5°	10°	15°	20°	25°	30°	35°	40°	45°	50°
0°	1545.2	1545.2	1545.2	1545.2	1545.2	1545.2	1545.2	1545.2	1545.2	1545.2	1545.2
2.5°	1542.5	1541.2	1542.5	1541.9	1543.2	1543.2	1544.5	1547.1	1547.1	1549.1	1548.5
5°	1527.4	1526.7	1528.7	1530.7	1532.7	1536.6	1540.6	1546.5	1551.1	1554.4	1557.7
7.5°	1497.8	1497.8	1500.4	1505.0	1509.6	1518.2	1527.4	1539.2	1551.1	1561.0	1569.5
10°	1473.4	1474.7	1478.0	1485.9	1493.8	1507.0	1519.5	1536.6	1553.1	1569.5	1582.7
12.5°	1458.9	1460.9	1466.8	1478.7	1491.8	1509.6	1528.7	1550.4	1568.9	1588.6	1601.8
15°	1463.5	1464.8	1473.4	1487.9	1505.0	1527.4	1553.1	1578.7	1600.5	1621.5	1639.3
17.5°	1489.2	1491.2	1501.1	1517.5	1535.3	1561.6	1589.3	1618.2	1645.2	1668.9	1690.7
20°	1535.3	1537.3	1549.8	1567.5	1588.6	1615.6	1643.3	1673.5	1703.8	1728.8	1753.2
22.5°	1600.5	1603.8	1615.6	1633.4	1657.1	1686.0	1719.0	1751.2	1780.2	1803.2	1825.0
25°	1686.0	1693.3	1704.5	1724.2	1749.3	1775.6	1811.1	1844.1	1871.7	1893.4	1909.2
27.5°	1807.2	1817.1	1825.6	1844.7	1869.1	1894.1	1929.6	1958.6	1984.9	2006.0	2017.9
30°	1967.8	1977.7	1986.3	2004.7	2027.1	2050.8	2084.4	2110.0	2126.5	2142.9	2142.3
32.5°	2162.7	2173.2	2176.5	2196.3	2219.3	2245.0	2275.3	2289.8	2302.9	2304.9	2293.1
35°	2380.6	2385.9	2399.0	2425.4	2451.7	2472.8	2501.8	2509.0	2509.0	2499.1	2472.8
37.5°	2619.6	2622.9	2641.3	2671.0	2697.9	2719.7	2739.4	2753.9	2746.7	2725.6	2681.5
40°	2881.6	2887.5	2913.9	2940.2	2970.5	2990.9	3012.0	3014.6	3007.4	2976.4	2916.5
42.5°	3131.8	3137.1	3163.4	3204.9	3244.4	3272.7	3292.4	3296.4	3273.3	3245.0	3170.6
45°	3347.1	3360.9	3395.1	3443.9	3501.1	3541.3	3568.3	3579.5	3559.1	3522.2	3436.0
47.5°	3517.6	3531.4	3580.1	3638.1	3709.2	3774.4	3819.1	3842.8	3837.6	3809.9	3715.8
50°	3642.7	3655.9	3708.5	3779.6	3862.6	3943.6	4019.9	4076.5	4096.3	4083.8	3997.5
52.5°	3657.2	3678.9	3740.8	3836.2	3944.2	4054.8	4163.4	4259.6	4324.7	4334.6	4270.8
55°	3455.1	3476.8	3562.4	3703.9	3864.5	4044.9	4218.7	4380.7	4509.1	4574.9	4541.3
57.5°	2978.4	3017.2	3107.4	3273.3	3509.7	3779.6	4056.8	4344.5	4605.9	4780.3	4813.9
60°	2282.5	2328.6	2419.5	2595.9	2859.2	3181.2	3551.2	3976.5	4438.0	4830.4	5064.7
62.5°	1464.2	1507.6	1603.1	1756.5	1971.1	2320.0	2717.0	3222.0	3842.2	4461.7	5020.0
65°	752.5	776.2	826.2	919.1	1086.3	1347.0	1703.2	2206.8	2915.9	3680.2	4487.4
67.5°	476.6	481.3	492.5	505.6	548.4	638.6	804.5	1118.5	1701.9	2499.1	3443.9
70°	412.1	412.1	406.9	404.9	410.2	422.7	448.3	521.4	718.3	1186.4	1986.3
72.5°	377.2	373.3	364.1	356.8	355.5	355.5	360.8	372.0	403.6	483.2	777.5
75°	347.6	336.4	323.9	315.4	312.1	308.8	308.1	310.1	316.7	329.2	371.3
77.5°	311.4	296.9	282.4	273.9	269.9	265.3	261.4	256.8	253.5	257.4	275.9
80°	268.0	251.5	240.3	235.0	231.1	224.5	215.9	208.0	200.8	199.5	210.7
82.5°	215.9	196.8	197.5	199.5	192.2	183.0	173.8	165.2	152.7	146.2	152.7
85°	174.5	164.6	160.0	172.5	162.0	148.1	133.6	118.5	98.8	83.0	90.2
87.5°	67.8	67.8	101.4	156.0	140.2	114.6	98.1	83.6	52.0	40.2	40.8
90°	0.0	0.0	0.0	0.0	0.0	0.0	0.0	0.0	0.0	0.0	0.0



REPORT NUMBER: P200426

CATALOG NUMBER: GPC-AF-02-LED-E1-RW-7060-1200

CANDELA DISTRIBUTION (continued):

	55°	60°	65°	70°	75°	80°	85°	90°
0°	1545.2	1545.2	1545.2	1545.2	1545.2	1545.2	1545.2	1545.2
2.5°	1547.8	1549.1	1548.5	1547.8	1547.8	1547.1	1547.8	1547.8
5°	1559.6	1562.9	1562.9	1564.3	1564.3	1564.9	1565.6	1564.9
7.5°	1577.4	1583.3	1587.3	1591.9	1592.6	1593.2	1594.5	1593.2
10°	1595.2	1607.0	1615.6	1624.2	1628.1	1629.4	1630.7	1630.7
12.5°	1617.6	1634.0	1649.2	1664.3	1671.6	1675.5	1675.5	1678.1
15°	1654.4	1670.9	1688.7	1709.1	1721.6	1728.2	1730.2	1730.2
17.5°	1706.5	1720.9	1736.1	1755.8	1771.6	1780.2	1782.2	1781.5
20°	1767.0	1780.9	1789.4	1801.9	1815.7	1825.6	1828.3	1828.3
22.5°	1836.2	1844.1	1845.4	1849.3	1860.5	1873.7	1879.6	1880.9
25°	1912.5	1914.5	1909.2	1909.2	1916.5	1929.0	1934.9	1935.6
27.5°	2011.3	2001.4	1988.2	1983.6	1988.2	2002.7	2010.0	2012.6
30°	2134.4	2110.7	2080.4	2063.9	2061.3	2080.4	2093.6	2095.5
32.5°	2275.3	2241.0	2200.9	2167.3	2158.7	2170.6	2186.4	2185.7
35°	2442.5	2401.7	2353.0	2310.2	2290.4	2302.3	2324.7	2327.3
37.5°	2635.4	2582.1	2526.1	2472.1	2441.2	2444.5	2468.2	2476.1
40°	2850.7	2781.6	2711.1	2638.7	2594.6	2586.0	2615.0	2619.6
42.5°	3081.1	2992.2	2903.4	2813.8	2757.2	2744.0	2777.6	2775.6
45°	3326.7	3213.4	3109.4	3010.7	2943.5	2923.8	2951.4	2951.4
47.5°	3590.7	3451.1	3327.3	3215.4	3142.3	3114.0	3140.4	3142.3
50°	3870.5	3722.3	3576.8	3452.4	3364.9	3328.6	3362.9	3368.1
52.5°	4149.0	4004.8	3858.0	3715.8	3609.8	3565.7	3605.2	3622.3
55°	4431.4	4289.8	4149.6	4010.7	3885.0	3832.9	3875.1	3896.8
57.5°	4729.6	4598.6	4465.0	4324.7	4203.6	4122.6	4167.4	4196.4
60°	5079.2	4967.3	4828.4	4673.7	4551.2	4468.9	4494.6	4520.3
62.5°	5355.7	5399.2	5281.3	5102.3	4944.9	4839.6	4864.6	4891.6
65°	5222.1	5667.8	5772.5	5591.4	5373.5	5209.6	5199.0	5212.9
67.5°	4364.9	5230.6	5862.0	6034.5	5852.1	5624.3	5582.2	5602.6
70°	2919.8	3998.2	5112.1	5941.7	6162.2	6074.0	6032.5	6045.0
72.5°	1402.3	2328.6	3468.2	4571.0	5242.5	5550.6	5649.4	5697.4
75°	512.9	924.3	1671.6	2518.9	3040.9	3520.2	3832.9	3960.7
77.5°	309.4	373.3	533.9	803.9	910.5	1019.1	977.0	998.1
80°	229.1	258.7	293.0	329.2	341.0	341.0	327.9	317.3
82.5°	160.6	179.7	196.2	215.9	221.2	211.3	173.8	138.3
85°	103.4	111.9	119.2	131.7	128.4	122.5	82.3	73.1
87.5°	47.4	54.0	56.6	62.5	59.9	57.3	40.8	34.2
90°	0.0	0.0	0.0	0.0	0.0	0.0	0.0	0.0

(END OF REPORT)